

Health Center Fact Sheet: Demographics



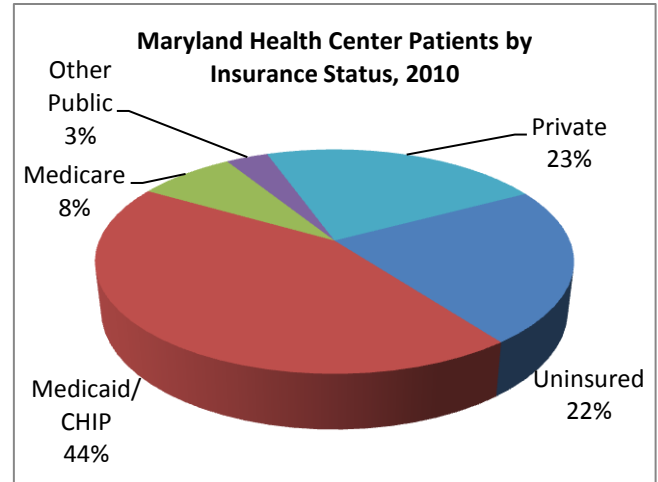
Maryland 2010
 16 Grantees
 137 Service Delivery Sites
 266,172 Patients

Maryland Health Center Patients by Race/ Ethnicity, 2010

Race	Percentage
Asian	2.0 %
Native Hawaiian/Pacific Islander	0.4%
Black/African American	53.3%
American Indian/Alaska Native	1.3%
White	41.3%
More than one race	1.8%

Ethnicity	Percentage
Hispanic/Latino	11.3%

Source: HRSA, DHHS, 2010 Uniform Data System

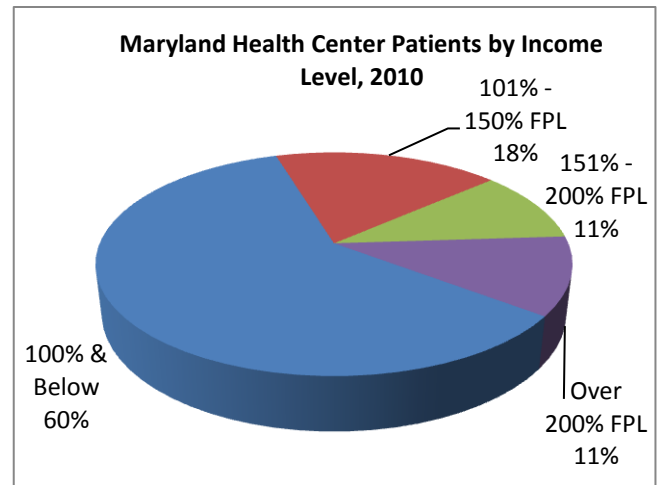


Source: HRSA, DHHS, 2010 Uniform Data System

Maryland Health Center Patients by Gender, 2010

Gender	Total	Percentage
Male	102,687	38.6 %
Female	163,485	61.4%

Source: HRSA, DHHS, 2010 Uniform Data System

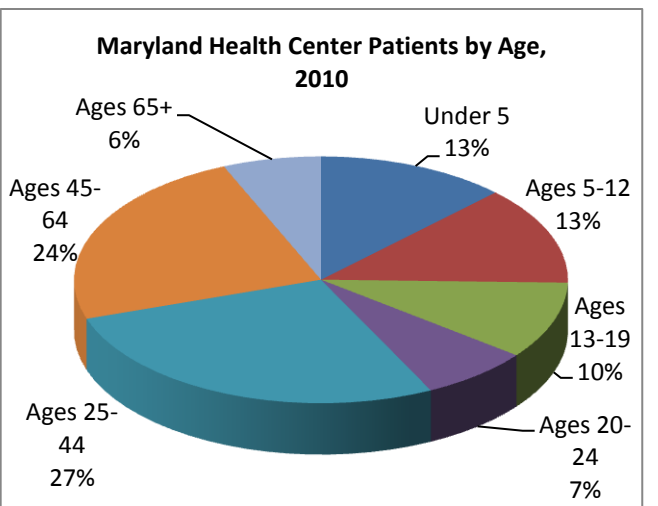


Source: HRSA, DHHS, 2010 Uniform Data System

Maryland Health Center Special Population Groups, 2010

Special Population	Total	Percentage
Homeless	12,338	4.6%
Migrant/Seasonal Worker	1,552	0.6%
School Based Health Center	8,886	3.3%
Veterans	3,960	1.5%

Source: HRSA, DHHS, 2010 Uniform Data System



Source: HRSA, DHHS, 2010 Uniform Data System

Note: This fact sheet includes data from Federally Qualified Health Centers (FQHCs) who meet federal health center grant requirements and are required to report administrative, clinical, and other information to the federal Bureau of Primary Health Care. Only FQHCs receiving federal health center grants report data, and therefore this fact sheet does not include data from FQHCs who did not receive these funds, known as FQHC Look-Alikes. Data reflected in this fact sheet may consequently underreport the volume of health care delivered by health centers.

For more information, e-mail info@machc.com or visit www.machc.com.

State Statistics can be found at <http://www.hrsa.gov/data-statistics/health-center-data/StateData/index.html>